

# Signal Conditioners, Cables, and Accessories

## Highlights

### Piezoelectric Sensor Signal Conditioning

- ICP® Sensor Power Supplies
- Alarm Relays
- Bank Switching Modules
- Battery Powered Signal Conditioners
- Display Meters
- Industrial Charge Amplifiers
- In-line Charge Converters
- In-line Electronic Filters
- Laboratory Charge Amplifiers
- Modular-style Signal Conditioners
- Peak Voltage Indicators
- Signal Converting Transmitters
- Summing Modules
- Telemetry Signal Conditioners

### Additional Sensor Signal Conditioning

- DC Response Sensor Signal Conditioners
- Microphone & Pre-amplifier Power Supplies
- Strain Gage Signal Conditioners
- Torque Sensor Signal Conditioners

### Accessories





- Installation Tools
- Mounting Hardware
- Nose Cones
- Patch Panels
- Tripods
- Windscreens



## Signal Conditioners, Cables, and Accessories

PCB® provides the appropriate signal conditioning necessary for sensor excitation and to prepare measurement signals for readout, recording, analysis, or control. Available features include gain, integration, filtering, weighting, biasing, alarm relays, zero clamping, and conversion to rms or peak values. Additionally, essential cables and accessories to support a successful installation are typically available from stock for immediate delivery. Customized equipment is also available to satisfy unique requirements.

**ICP® Sensor Power Supplies** — Battery or line-powered signal conditioners that provide ICP® sensor excitation and coupling of the voltage measurement signal to readout, recording, and analysis instruments. Additional features include gain, filtering, integration, and zero clamping.

			
<p><b>Series 480</b></p> <ul style="list-style-type: none"> <li>■ Battery powered portability</li> <li>■ Up to 3 channels</li> <li>■ Gain of x1, x10, x100</li> </ul>	<p><b>Series 481 &amp; 498</b></p> <ul style="list-style-type: none"> <li>■ AC-powered</li> <li>■ 8 or 16 channels</li> <li>■ Many options available including switched output</li> <li>■ Can operate with charge output sensors</li> <li>■ Daisy-link multiple racks for up to 256 channels</li> </ul>	<p><b>Series 482C</b></p> <ul style="list-style-type: none"> <li>■ AC powered</li> <li>■ 4-channel</li> <li>■ Variety of gain and filtering configurations</li> <li>■ Can operate with charge output sensors</li> </ul>	<p><b>Model 485B36 USB Signal Conditioner</b></p> <ul style="list-style-type: none"> <li>■ Simplified data acquisition</li> <li>■ Utilizes USB port to provide 2-channels of ICP® sensor power</li> <li>■ Interfaces directly to laptop sound card or uses BNC breakout cable</li> </ul>

**Charge Amplifiers** — Laboratory, industrial, and in-line charge amplifiers provide the necessary impedance conversion for high-impedance, charge output piezoelectric sensors, thus permitting usability with voltage readout, recording, and analysis instruments. Additional features include gain, filtering, integration, and ground reset.

		
<p><b>Series 421A11</b></p> <ul style="list-style-type: none"> <li>■ Rugged-duty industrial charge amplifiers</li> <li>■ DC-powered</li> <li>■ 1 or 3-channel configurations</li> <li>■ Electronic reset for machinery control applications</li> <li>■ Sealed aluminum enclosure</li> </ul>	<p><b>Series 422E</b></p> <ul style="list-style-type: none"> <li>■ In-line charge converters</li> <li>■ Operate with ICP® sensor signal conditioners</li> <li>■ Choice of many charge conversion values</li> <li>■ Single ended &amp; differential styles</li> </ul>	<p><b>Series 443B</b></p> <ul style="list-style-type: none"> <li>■ Laboratory charge amplifiers</li> <li>■ AC-powered</li> <li>■ Ultra low noise</li> <li>■ Multiple filter settings</li> <li>■ Signal integration</li> <li>■ Serial communication to PC</li> </ul>

## Additional Signal Conditioners

		
<p><b>Series 100A02</b></p> <ul style="list-style-type: none"> <li>■ Pressure indicator/controller</li> <li>■ AC or DC-powered</li> <li>■ Provides 24 VDC excitation</li> <li>■ Optional 4-20 mA output</li> <li>■ Optional programmable relays</li> </ul>	<p><b>Series 8159</b></p> <ul style="list-style-type: none"> <li>■ Force indicator/controller</li> <li>■ AC-powered</li> <li>■ Provides strain gage excitation</li> <li>■ ± 10 VDC &amp; 4-20 mA outputs</li> <li>■ Four programmable set points</li> </ul>	<p><b>Series 8162</b></p> <ul style="list-style-type: none"> <li>■ DC-powered</li> <li>■ Provides strain gage excitation</li> <li>■ Strain gage signal conditioner</li> <li>■ Voltage &amp; 4-20 mA outputs</li> </ul>

**Cables** — The weakest link in a measurement chain is often interconnecting cables. PCB® offers many types of cables, designed to endure various adverse operating conditions. Choices include cables with the flexibility of silicone, the resilience of Teflon®, the high-temperature capability of welded hard line, and the submersibility of molded polyurethane.

- Armored
- Coaxial
- Low-noise
- Mineral-insulated hardline
- Multi-conductor
- Submersible

